FOR ANY TOUCH PANEL OR OTHER ACCESSORIES ASSEMBLED WITH FRAME GLUE, A PERMANENT AND RELIABLE MECHANICAL STRUCTURE NEEDS TO BE DESIGNED ON CUSTOMER'S WHOLE MACHINE TO HOLD THEM IN PLACE TO AVOID LOOSE.

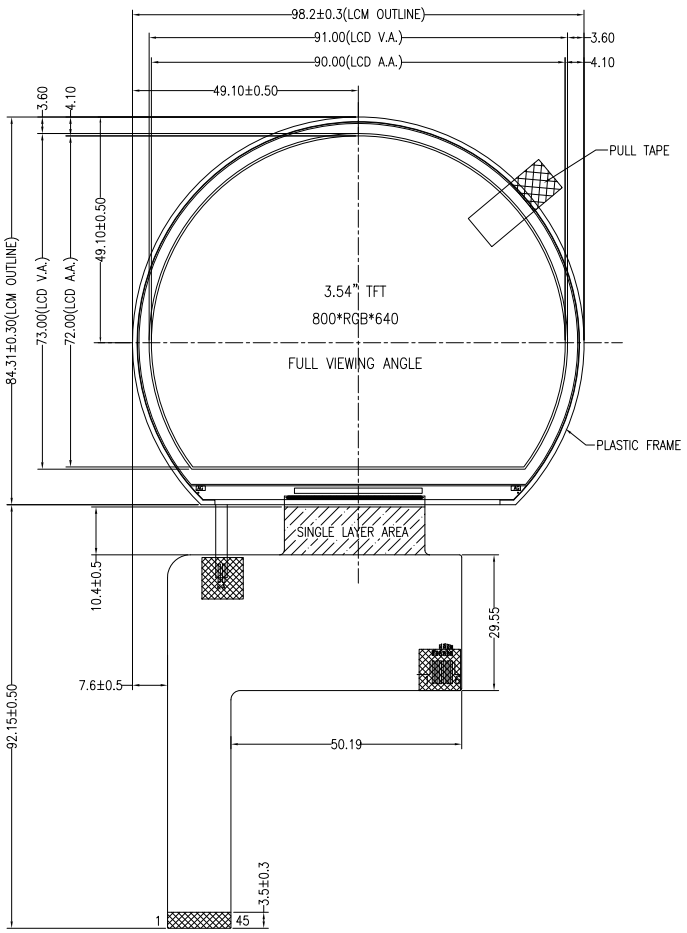

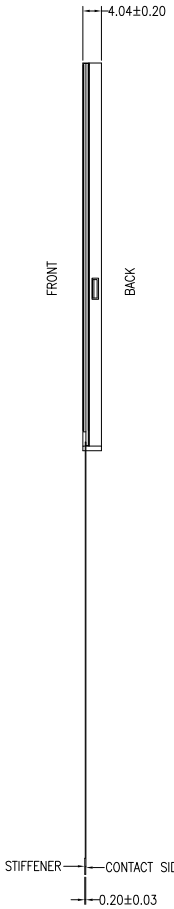

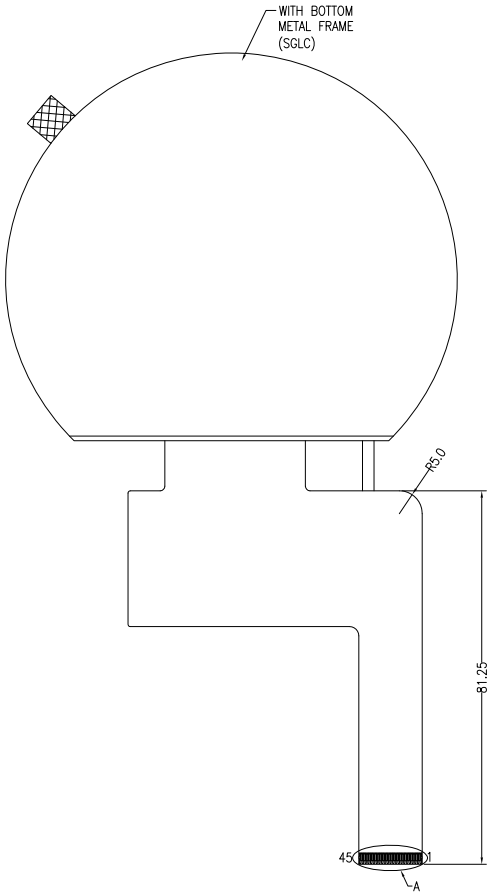

PIN DESCRIPTION	
PIN	SYMBOL
1	LEDK
2	LEDK
3	LEDA
4	LEDA
5	RESET
6	CS
7	SCL
8	SDA
9	B0
10	B1
11	B2
12	B3
13	B4
14	B5
15	B6
16	B7
17	G0
18	G1
19	G2
20	G3
21	G4
22	G5
23	G6
24	G7
25	R0
26	R1
27	R2
28	R3
29	R4
30	R5
31	R6
32	R7
33	HSYNC
34	VSYNC
35	DCLK
36	VDD
37	VDD
38	GND
39	VDD
40	NC(CTP_SCL)
41	NC(CTP_SDA)
42	NC(CTP_RST)
43	NC(CTP_INT)
44	DEN
45	GND

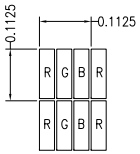

PIXEL DETAIL
(SCALE 100:1)

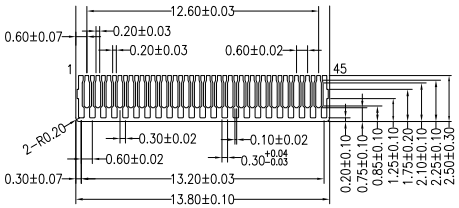

PIXEL DETAIL
(SCALE 4:1)

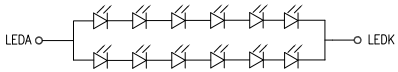

BACKLIGHT CIRCUIT DIAGRAM

NOTES:

1. DISPLAY TYPE: TFT, TRANSMISSIVE, NORMALLY BLACK
2. OPERATING VOLTAGE: VDD=3.3V (TYP.)
3. VIEWING DIRECTION: FULL VIEWING ANGLE
4. DRIVER IC: FL5893DA
5. OPERATING TEMP.: −30°C ~ 85°C
6. STORAGE TEMP.: −40°C ~ 90°C
7. LED BACKLIGHT: WHITE LED, IF=40mA, VF=16.8V~21V
8. SURFACE LUMINANCE: 1000CD/M^2 (TYP.)
9. TOP POLARIZER SURFACE TREATMENT: ANTI−GLARE
10. RECOMMEND MATCHING CONNECTOR: FH26W−45S−0.3SHW OR EQUIVALENT
11. ONLY THE SINGLE LAYER AREA ON FPC IS BENDABLE AND THE MINIMUM BEND RADIUS IS 1.5MM
12. UNMARKED TOLERANCE: ±0.3MM
13. ROHS COMPLIANT

VER.	REVISED DESCRIPTION	REVISER	DATE
01	FIRST ISSUE	CAROL	2023.12.07

MULTI−INNO TECHNOLOGY CO., LTD.

DRAWN BY:	CAROL 2023.12.07		MODULE P/N: MI0354BT−2
CHECKED BY:		SCALE : 1/1	
APPROVED BY:		UNIT: mm	DESCRIPTION: TFT MODULE
VERSION NO:	01	SHEET NO.: 1/1	